

Below you will find different things to color and activities to keep you going over the break!!

# SPRINGTIME





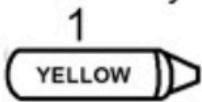
Name: .....

Date: .....

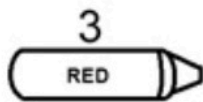
# COLOR BY NUMBER PIKACHU



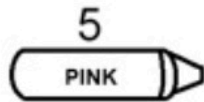
Color Key



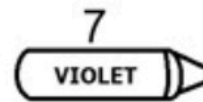
2





4



6



8

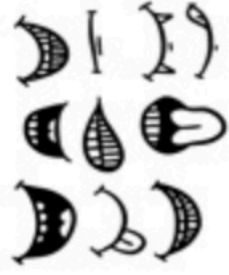
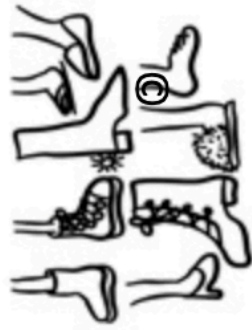



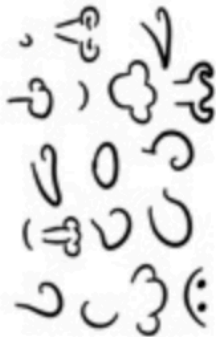
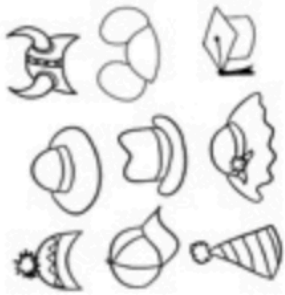


1-red 2-yellow 3-blue 4-brown 5-green  
6-purple 7-orange



# Create an Elf in Disguise

Help this elf do his magic in the world without being noticed. Give him a new costume. Use the ideas on the sides or invent your own.



Name: \_\_\_\_\_



Class: \_\_\_\_\_

# Shading Pumpkin Worksheet


Fill in the values in the shading bar



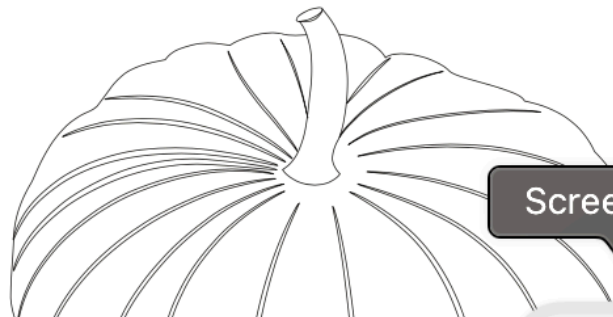

Use the values in this pumpkin to shade this one →



Use the values in this pumpkin to shade this one →



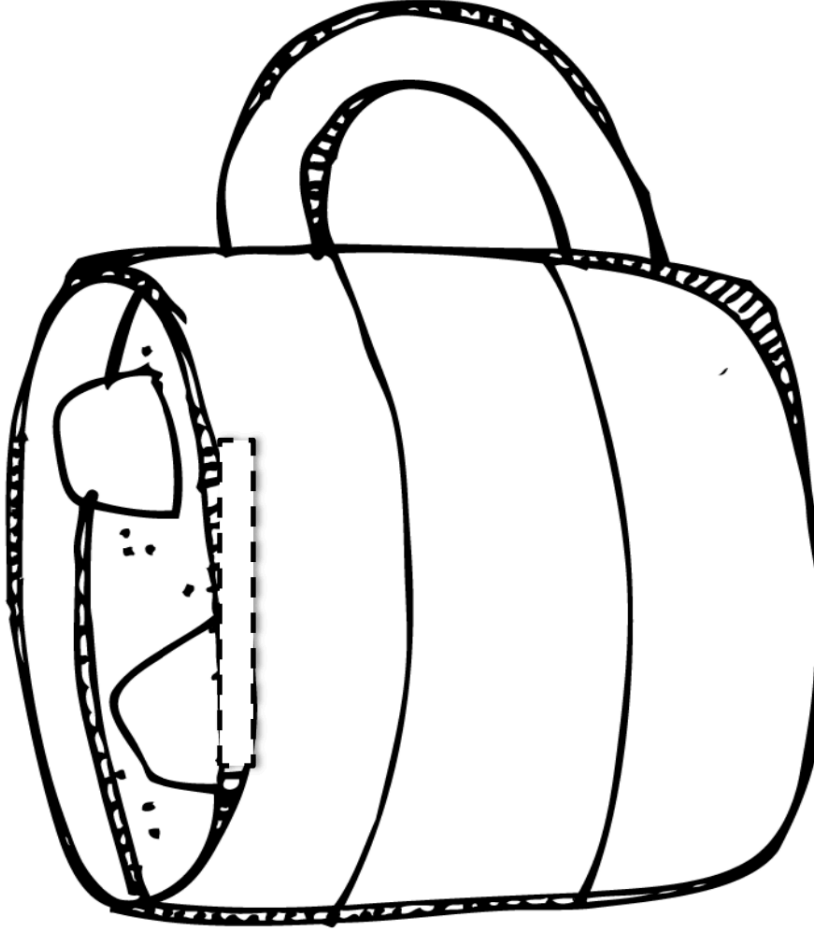
Use the values in the shading bar above to shade these pumpkins



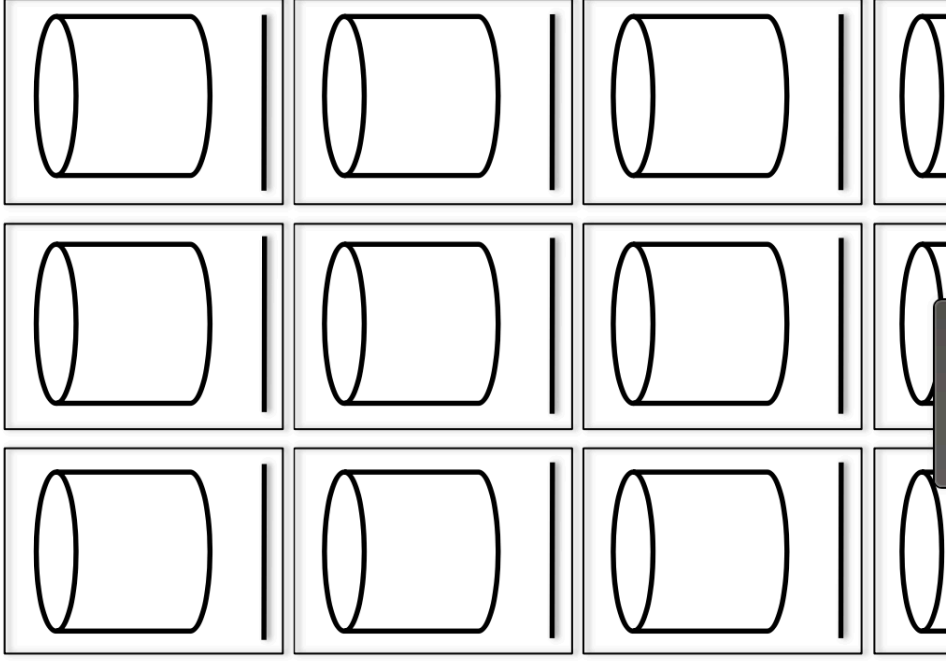
Screenshot

# Fill the Mug

Help fill the mug with lots of marshmallows




1. Cut out mug and glue it to an envelope.  
Cut slit on dotted line.
2. Write words in blanks or on mallows.
3. Cut out marshmallows and deposit them as you say the words.







**Color Key**

- is: orange
- my: light blue
- to: white
- up: black
- we: brown








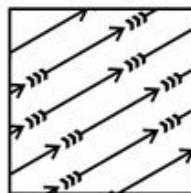
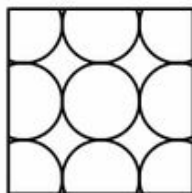

Name \_\_\_\_\_

Date \_\_\_\_\_

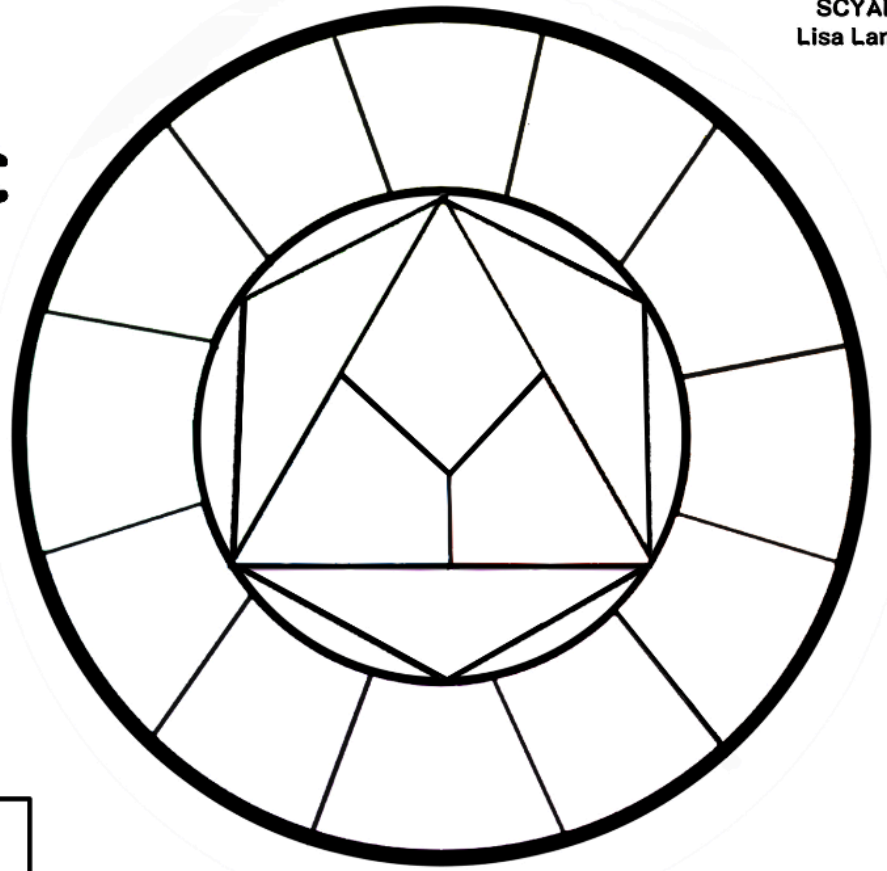
# Interactive Pop Art

## Coloring Sheet

**Instruction:** Fill in all the areas broken up by black lines with the patterns below. Then color!



# Colour Theory Practice Sheet



## Primary Colours

--	--	--

## Secondary Colours

	+		=	
--	---	--	---	--

	+		=	
--	---	--	---	--

	+		=	
--	---	--	---	--

## Analogous

Colours that are beside each other on the wheel.

--	--	--


## Monochromatic

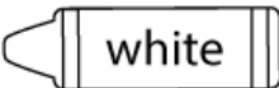
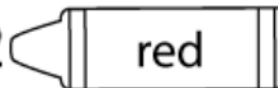
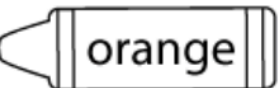
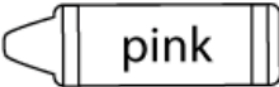
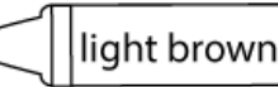
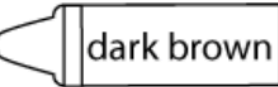
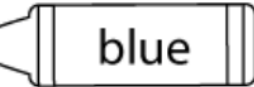
--	--	--	--	--

## Tertiary

--	--	--	--	--	--

Screenshot



- |   |   |       |   |   |             |   |  |            |   |   |       |
|---|---|-------|---|---|-------------|---|--|------------|---|---|-------|
| 1 |  | white | 2 |  | red         | 3 |  | orange     | 4 |  | brown |
| 5 |  | pink  | 6 |  | light brown | 7 |  | dark brown | 8 |  | blue  |